



Summary Feedback

ST1 – ST4 Teaching Programme 2023

DKT FRCR 2B Viva (Session 10)

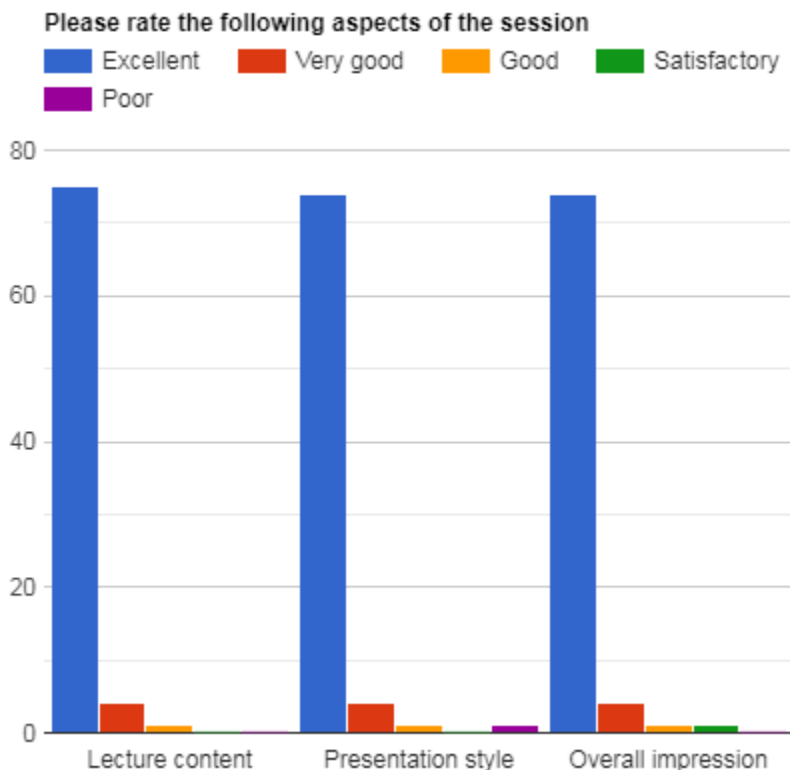
(23rd March 2023)

Delivered By:

(Kesavan Nayagam)

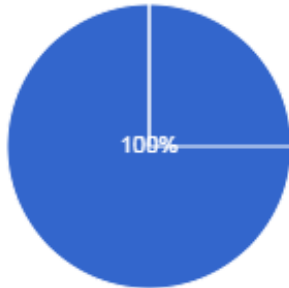
Summary Points:

- ST1-ST4 teaching programme 2023 – Viva Session 10: 2 hours teaching time
- Total Attendees: 250 from 33 Countries (Algeria, Australia, Bahrain, Bangladesh, Brunei, Dominica, Egypt, India, Indonesia, Iraq, Ireland, Jordan, Kenya, Kuwait, Malaysia, Myanmar, Nepal, Nigeria, Oman, Pakistan, Saudi Arabia, South Africa, Sri Lanka, Sudan, Swaziland, Thailand, Türkiye, UAE, UK, USA, Yemen, Zambia, Zimbabwe).
- Total feedback received from 80 participants



Did you find it useful
80 responses

● Yes
● No



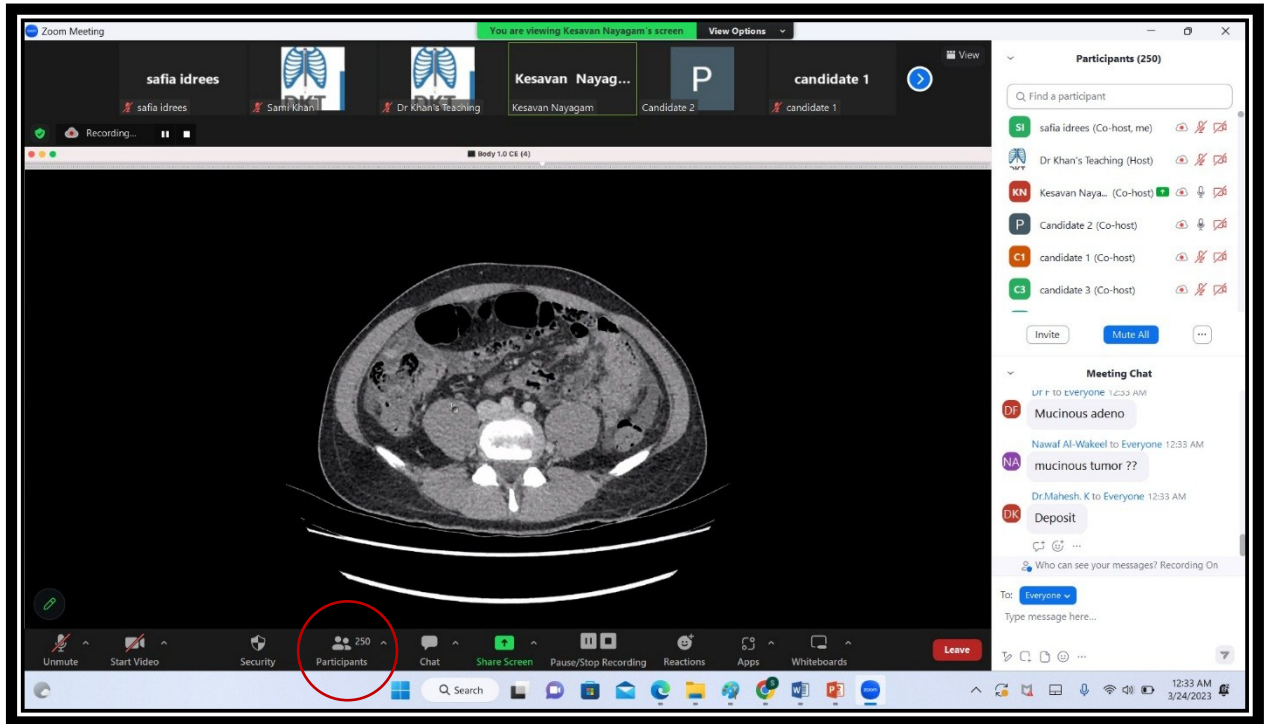
Testimonials

- Amazing session. Very clearly explained, great cases, great feedback. Thank you very much (UK).
- Great explanations and good varieties of cases (UK).
- A well organized, excellent and very useful session! keep up the great work. Thank you! (UK).
- Brilliant session, please do more Vivas with Dr Kesavan (UK)
- An amazing teaching session. Helpful for both the FRCR exam and also for improving our daily radiology practice (Saudi Arabia).
- I do not think this session can be improved any further as it was a perfectly pitched session and achieved all teaching objectives very well (UK).
- Very interesting cases. The examiner stressed on systematic approach (Pakistan).
- Clear concise presentation with emphasis on the important aspects of imaging, how to approach, great coverage of all modalities and high standard of discussion. All candidates answered very well (UK).
- Superb (India).
- Teaching material was amazing (UAE).
- Variety of cases and explanations were great, you're a good teacher please come back and teach us more on your own subspecialty interest! (UK).
- "Very nice cases, variety of pathologies, and good mix of difficulty. Good explanation and teaching after the Vivas, going through each case and how to present it" (UK).
- Variety of cases was awesome (UK).
- Looking through the right sequences while evaluating MRI of the liver (UK).
- Nice cases (Iraq).
- Tricky cases (UK).
- Good cases (Saudi Arabia).
- Wonderful cases (UAE).
- Great (Pakistan).
- This helped with practical issues (Pakistan).
- Communication with candidates was the best (Saudi Arabia).

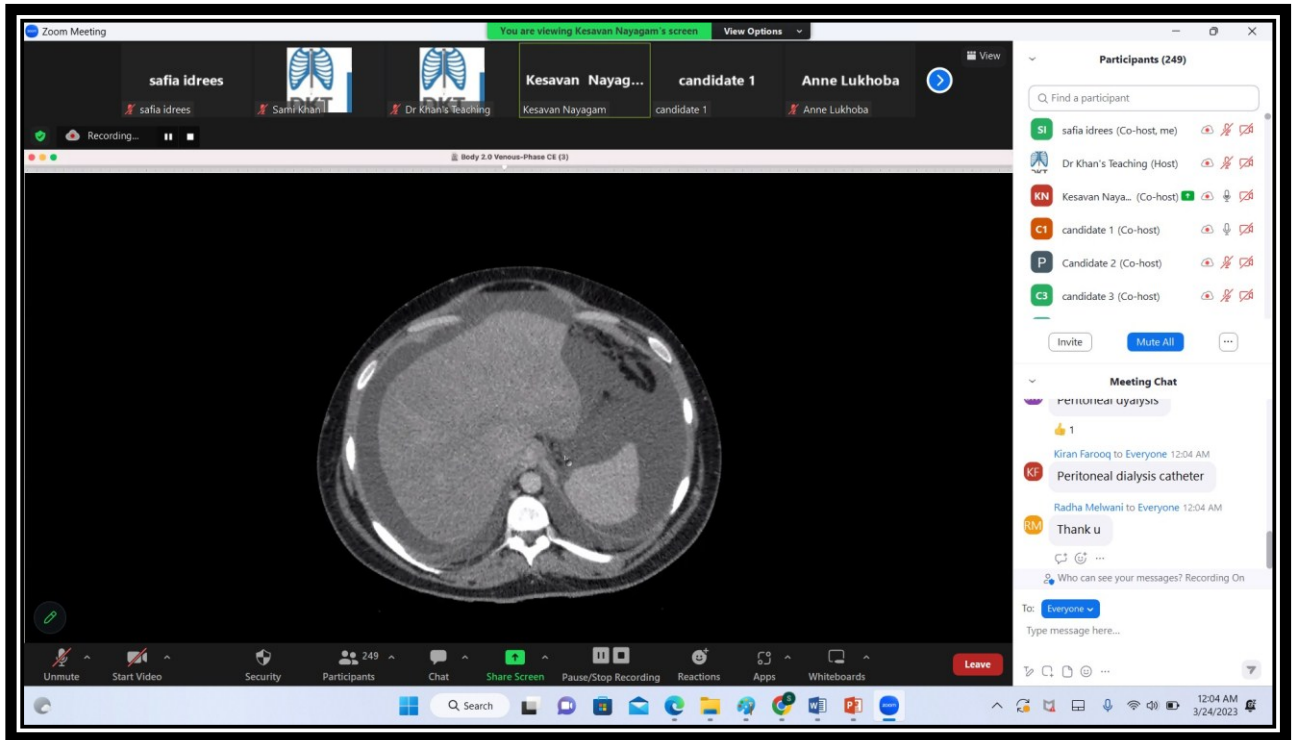
DKT FRCR 2B Viva (Session 10)

- Cases were good (Pakistan).
- Nice cases and discussions with great points to look for like case of klatskin tumor (Saudi Arabia).
- Excellent (Pakistan).
- His patience and his way of explaining cases was great (Kuwait).
- Really great cases and excellent teaching.
- The feedback for the viva cases was amazing (Kenya).
- Systematic thinking was great (Egypt).
- Excellent teaching (Pakistan).
- Great case discussion and cases. Reassuring examination style (UK).
- Excellent cases (India).
- Discussion more than excellent (Saudi Arabia).
- Excellent cases with important feedback to the candidates (Kenya).
- All cases were very interesting (Ireland).
- The best part was that how to be systematic while scanning (Pakistan).
- Very nicely explained concepts. Wonderful session (UK).
- Variable cases were the best (Bahrain).
- "Selection of topic and consistency were amazing" (Pakistan).
- Useful (Sudan).
- Perfect coverage (Egypt).
- Great (UK).
- Very Helpful (UAE).
- Very enlightening (UK).
- Excellent session (Pakistan).
- Awesome (Saudi Arabia).
- Very educative (Kenya).
- Nice (India).
- Brilliant many thanks for your help (Saudi Arabia).
- Beautiful (Pakistan).
- Useful (Sudan).
- Awesome as usual (Kuwait).
- Must attend (India).
- Perfect (Egypt).

DKT FRCR 2B Viva (Session 10)



DKT FRCR 2B Viva (Session 10)



====XX====XX=====